



ಬೃಹತ್ ಬೆಂಗಳೂರು ಮಹಾನಗರ ಪಾಲಿಕೆ
Bruhat Bengaluru Mahanagara Palike



BBMP COVID-19 WAR ROOM BULLETIN - 11.06.2021

BBMP / COVID-19 WAR ROOM / BULLETIN – 445/ 11.06.2021 / #BBMPfightsCOVID19



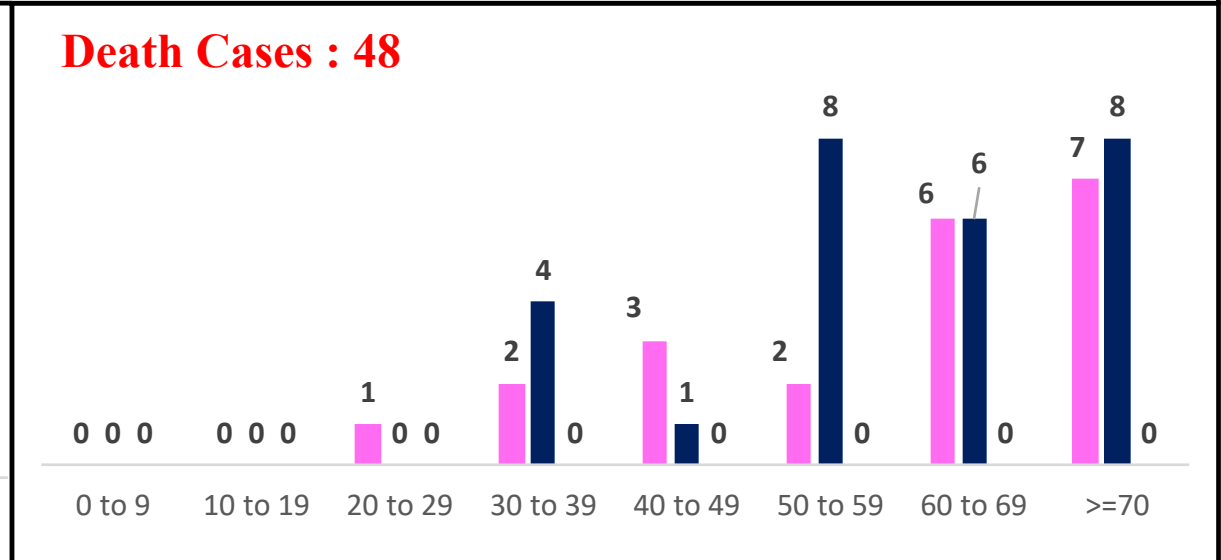
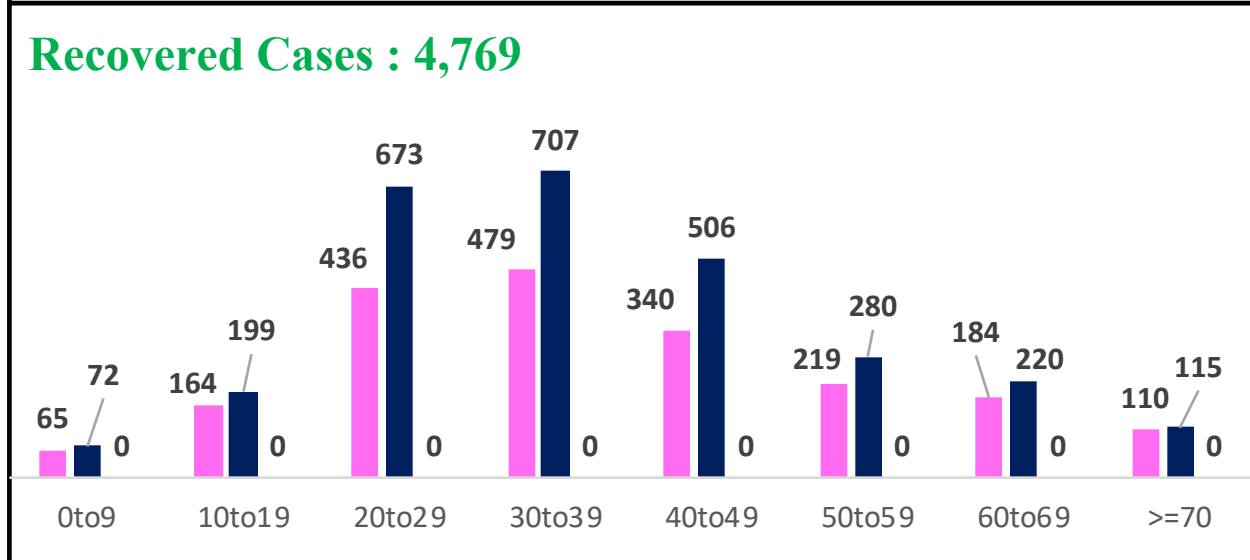
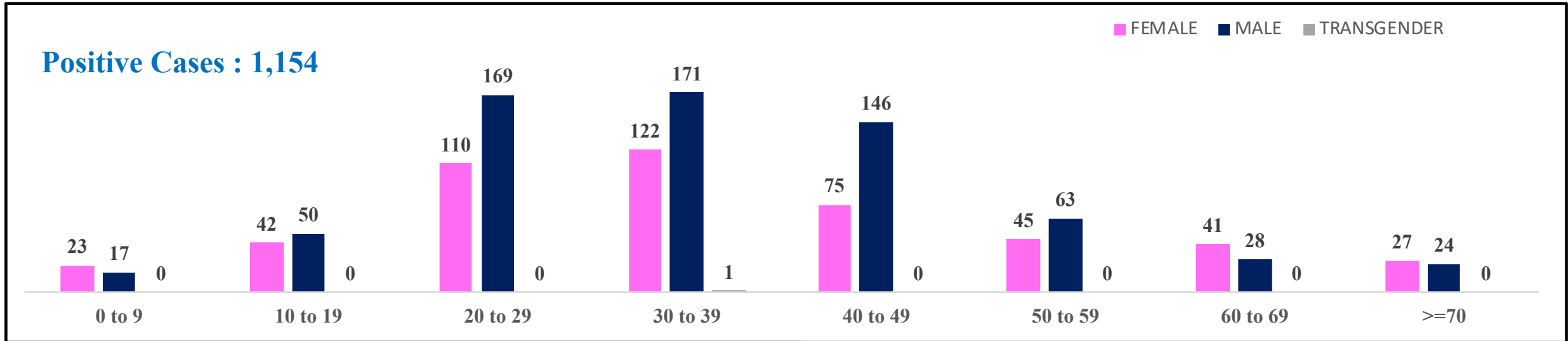
ABSTRACT OF COVID-19 CASES IN BENGALURU



	MALE	FEMALE	TRANSGENDER	MALE	FEMALE	TRANSGENDER	TOTAL	
	Last 24 Hours	Last 24 Hours	Last 24 Hours	Cumulative	Cumulative	Cumulative	Last 24 Hours	Cumulative
Positive Cases	668	485	1	7,12,927	4,79,830	129	1,154	11,92,886
Recovered Cases	2,772	1,997	0	6,48,511	4,37,256	95	4,769	10,85,862
Death Cases	27	21	0	9,678	5,582	4	48	15,264
Total Tests Done	In Last 24 hrs : 68,217			Cumulative : 1,35,72,391				
ACTIVE CASES					91,760			



LAST 24 HOURS AGE GROUP AND GENDER WISE DISTRIBUTION





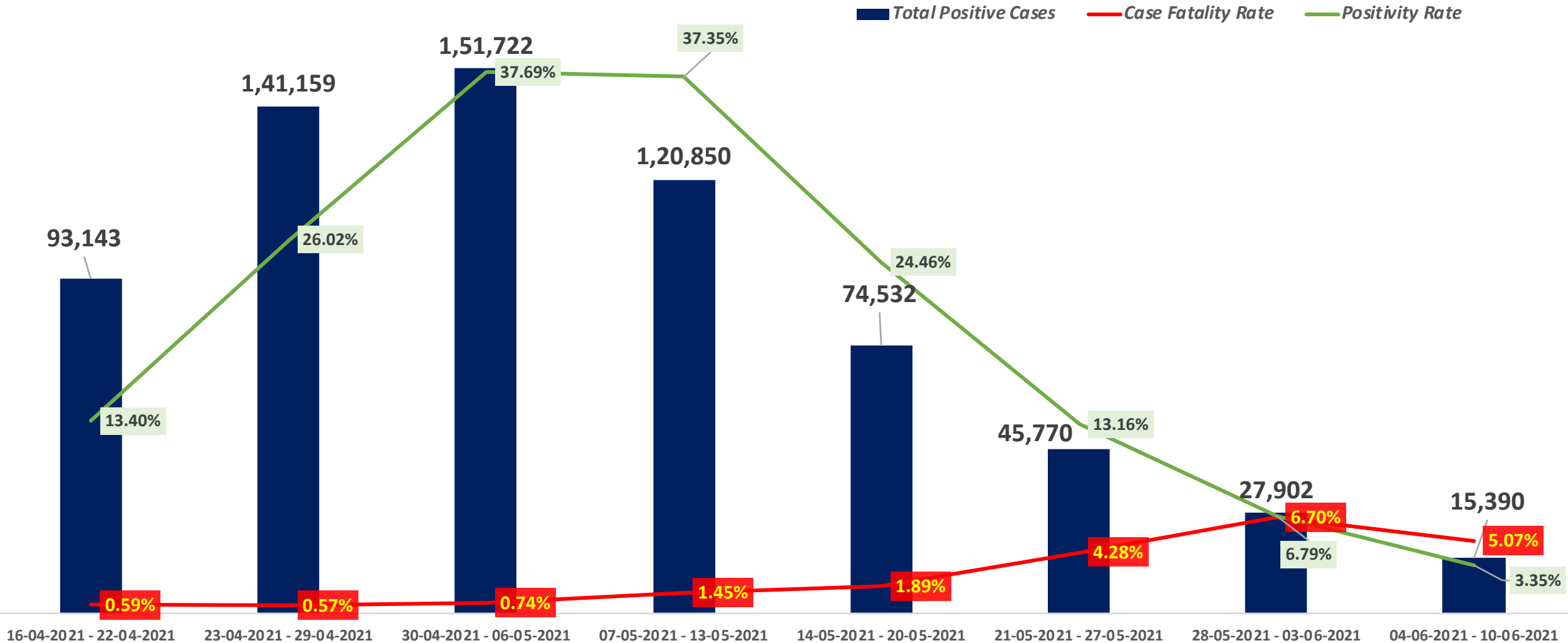
SNAPSHOT OF BENGALURU COVID-19 CASES IN LAST 8 WEEKS



	16/04/21 TO 22/04/21	23/04/21 TO 29/04/21	30/04/21 TO 06/05/21	07/05/21 TO 13/05/21	14/05/21 TO 20/05/21	21/05/21 TO 27/05/21	28/05/21 TO 03/06/21	04/06/21 TO 10/06/21
Total Positive Cases	93,143	1,41,159	1,51,722	1,20,850	74,532	45,770	27,902	15,390
Total Recovered Cases	22,581	30,924	67,686	1,00,211	1,44,853	1,52,247	75,531	54,028
Total Death Cases	554	801	1,119	1,756	1,410	1,959	1,869	781
Case Fatality Rate	0.59%	0.57%	0.74%	1.45%	1.89%	4.28%	6.70%	5.07%
Total Tests Conducted	6,94,906	5,42,572	4,02,583	3,23,568	3,04,689	3,47,780	4,11,018	4,59,477
Positivity Rate	13.40%	26.02%	37.69%	37.35%	24.46%	13.16%	6.79%	3.35%

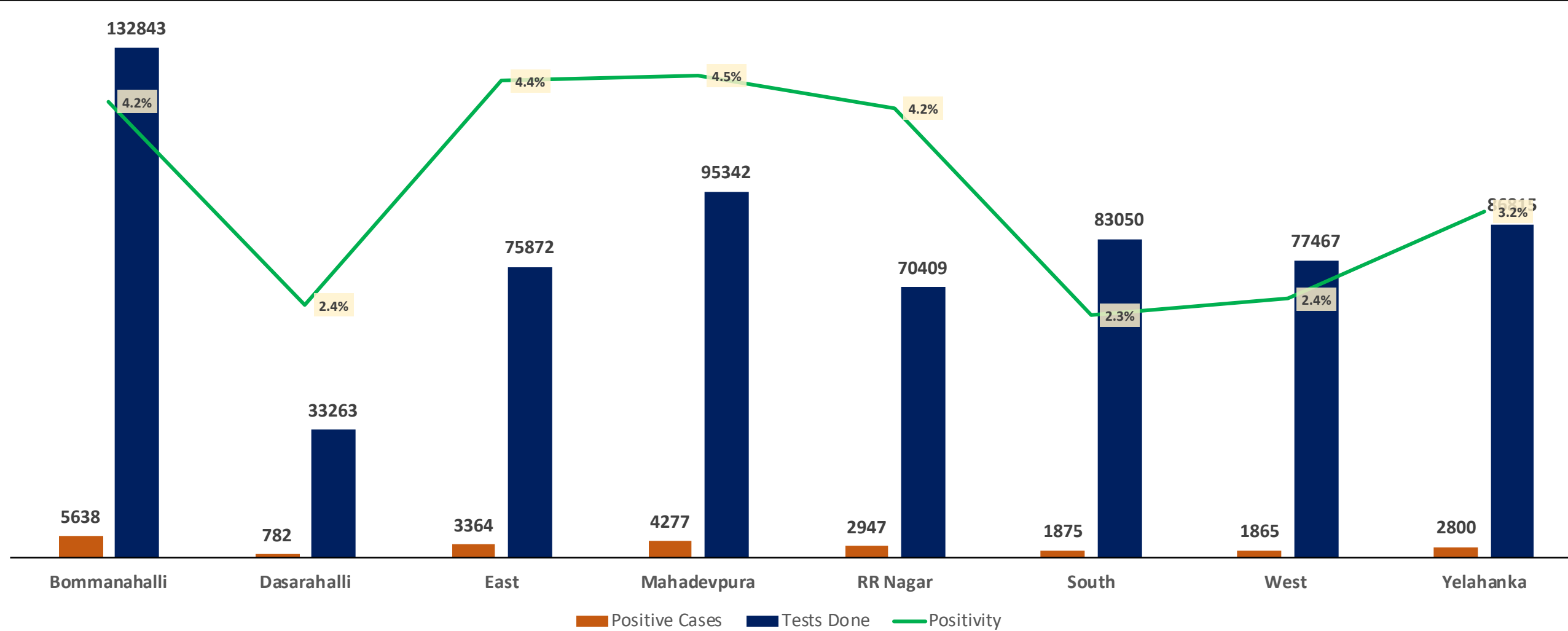


POSITIVITY AND MORTALITY RATE OF BENGALURU – LAST 8 WEEKS



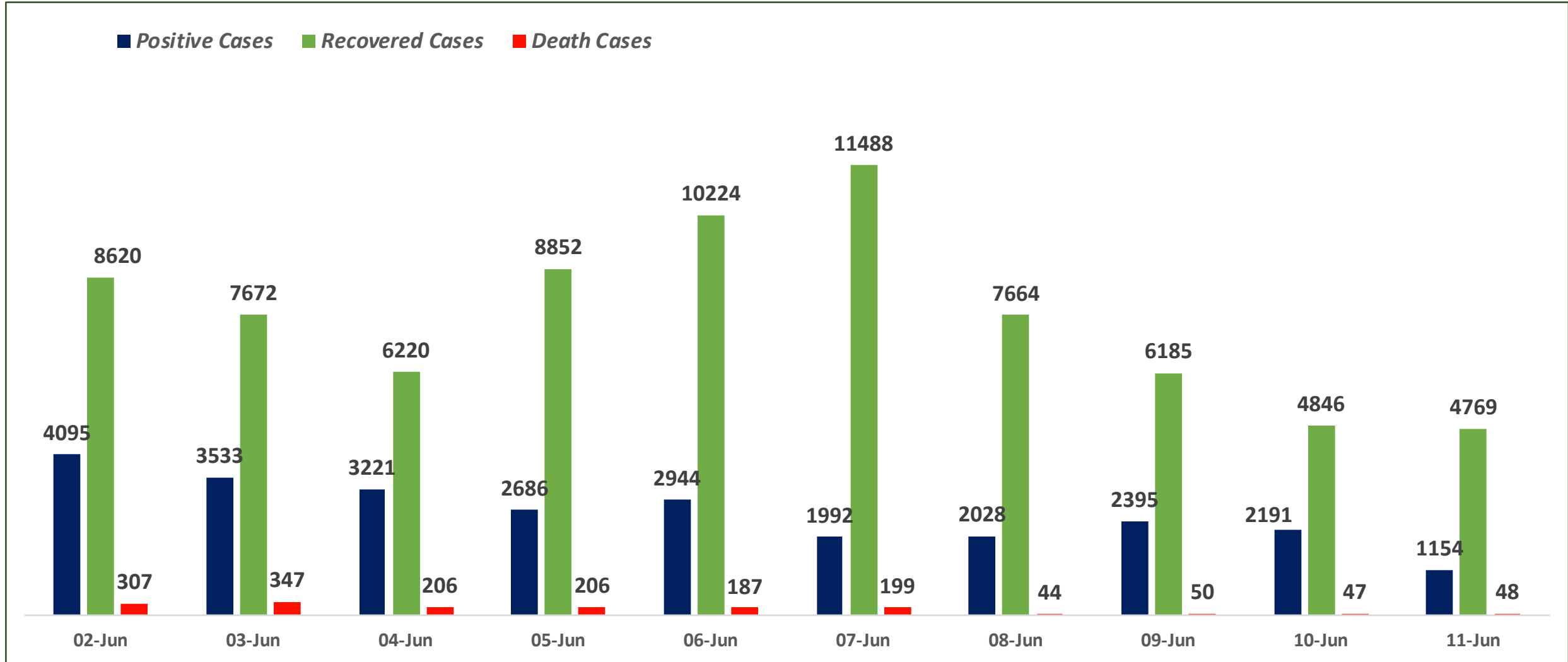


ZONE WISE POSITIVITY TREND IN LAST 10 DAYS





SNAPSHOT OF POSITIVE, RECOVERED AND DEATH CASES OVER LAST 10 DAYS ACROSS BBMP ZONES

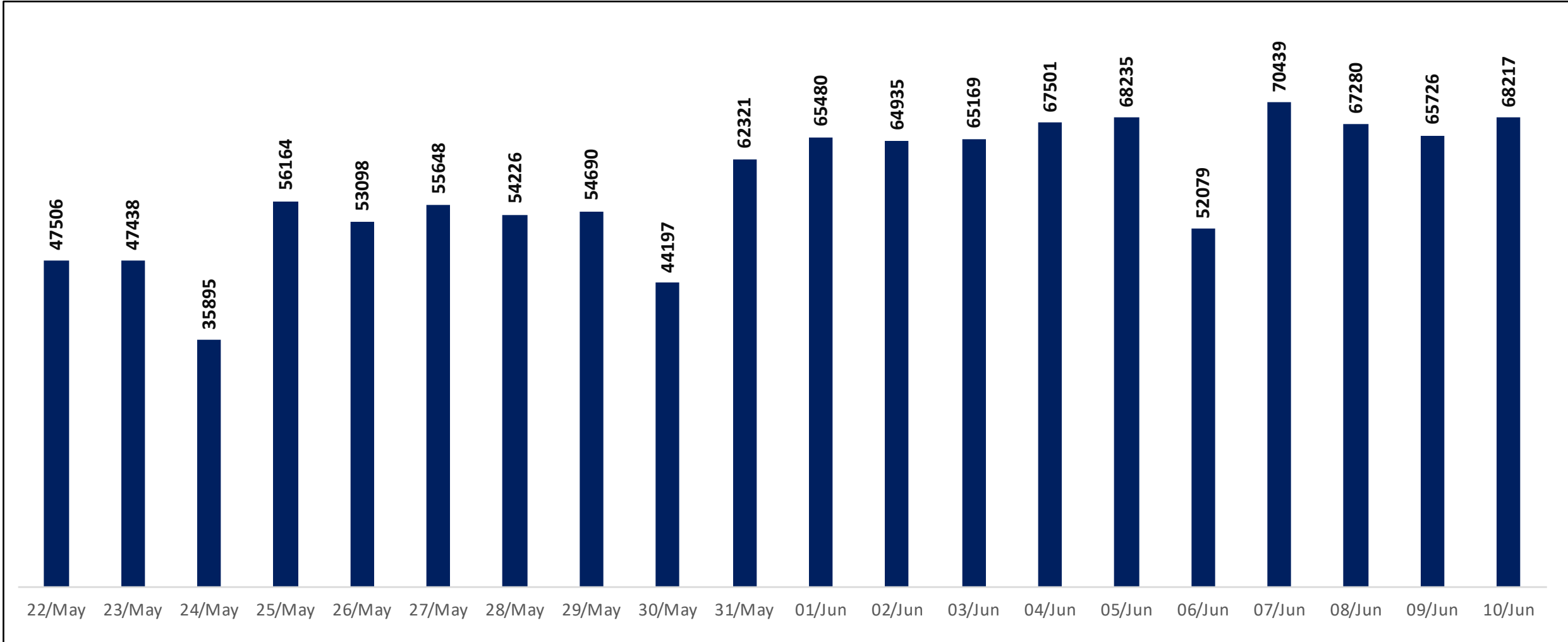




TESTING TRENDS IN BENGALURU



Total Test Conducted Till Date	Test Conducted Last 24 hours
1,35,72,391	68,217



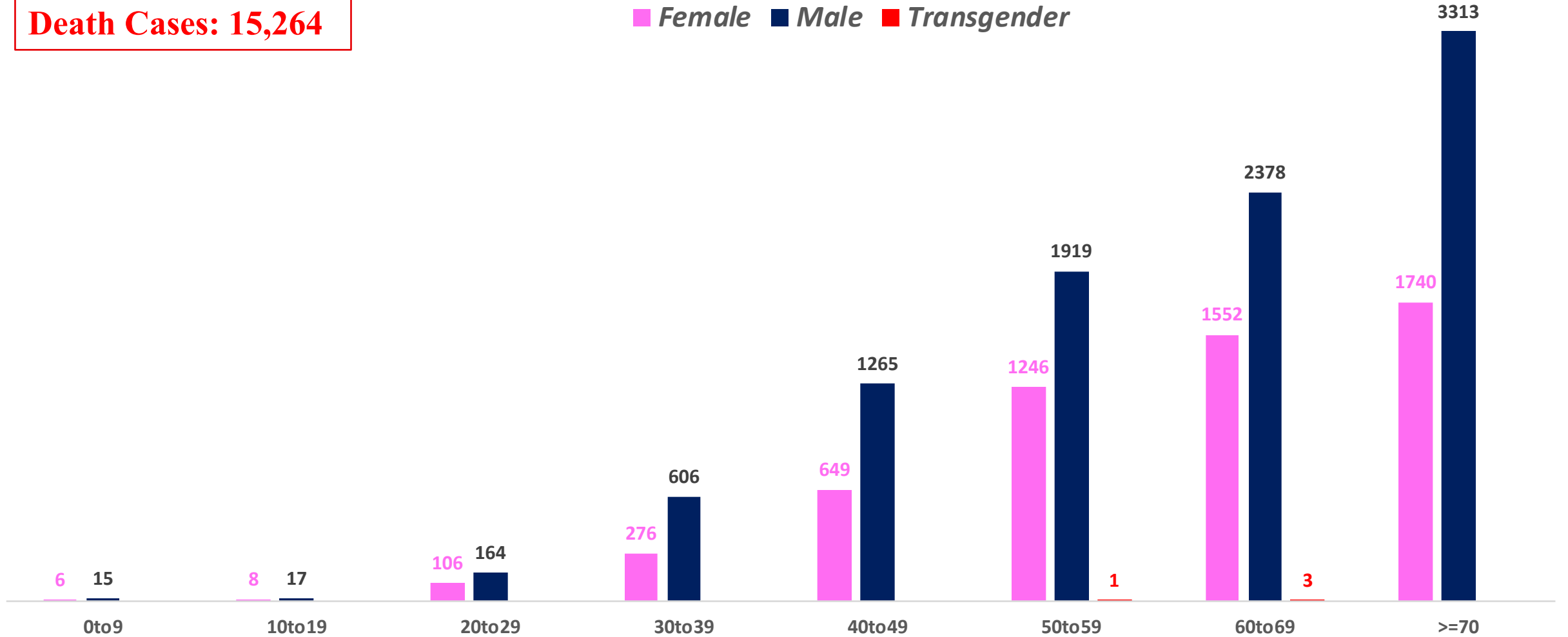


AGE AND GENDER WISE DISTRIBUTION OF DEATH CASES



Death Cases: 15,264

■ Female ■ Male ■ Transgender

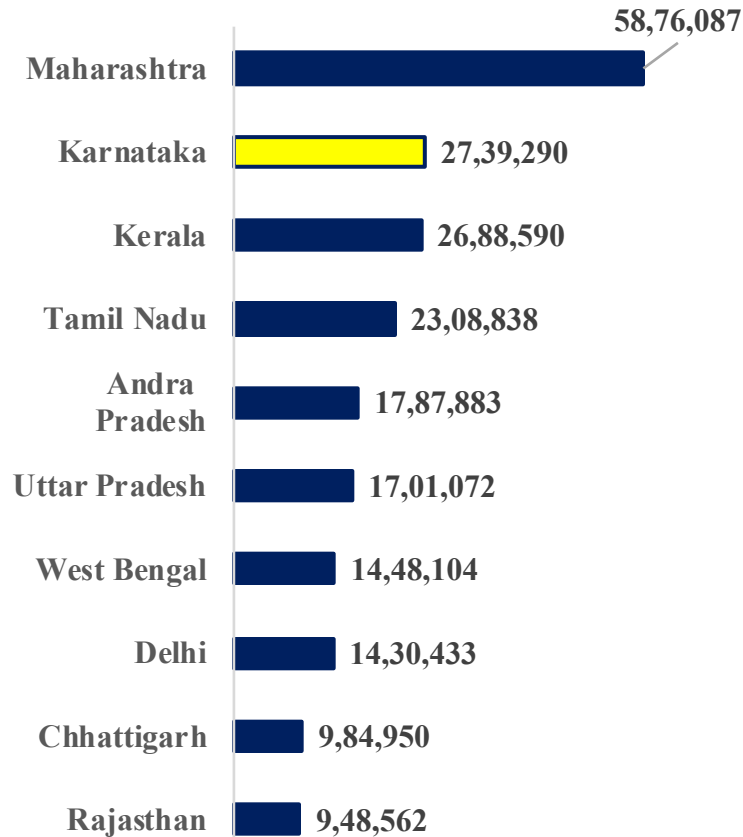




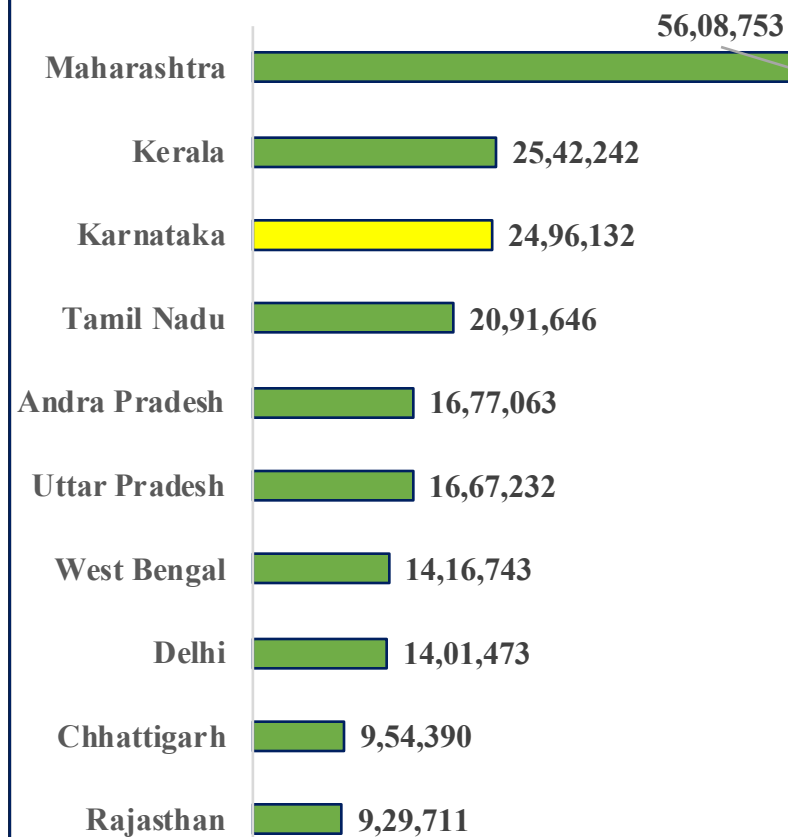
TOP 10 COVID19 AFFECTED INDIAN STATES



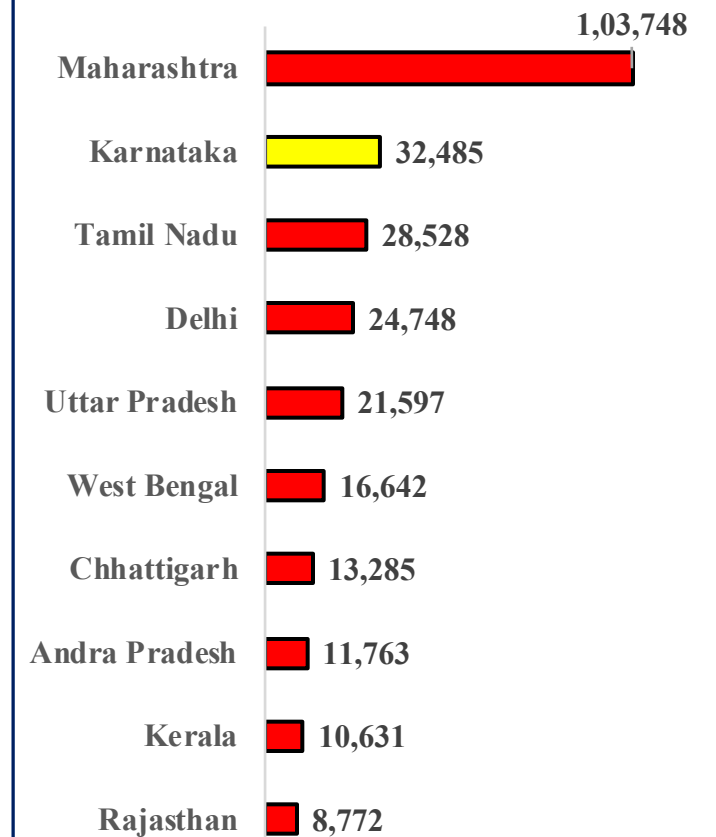
Total Positive Cases



Total Recovered Cases



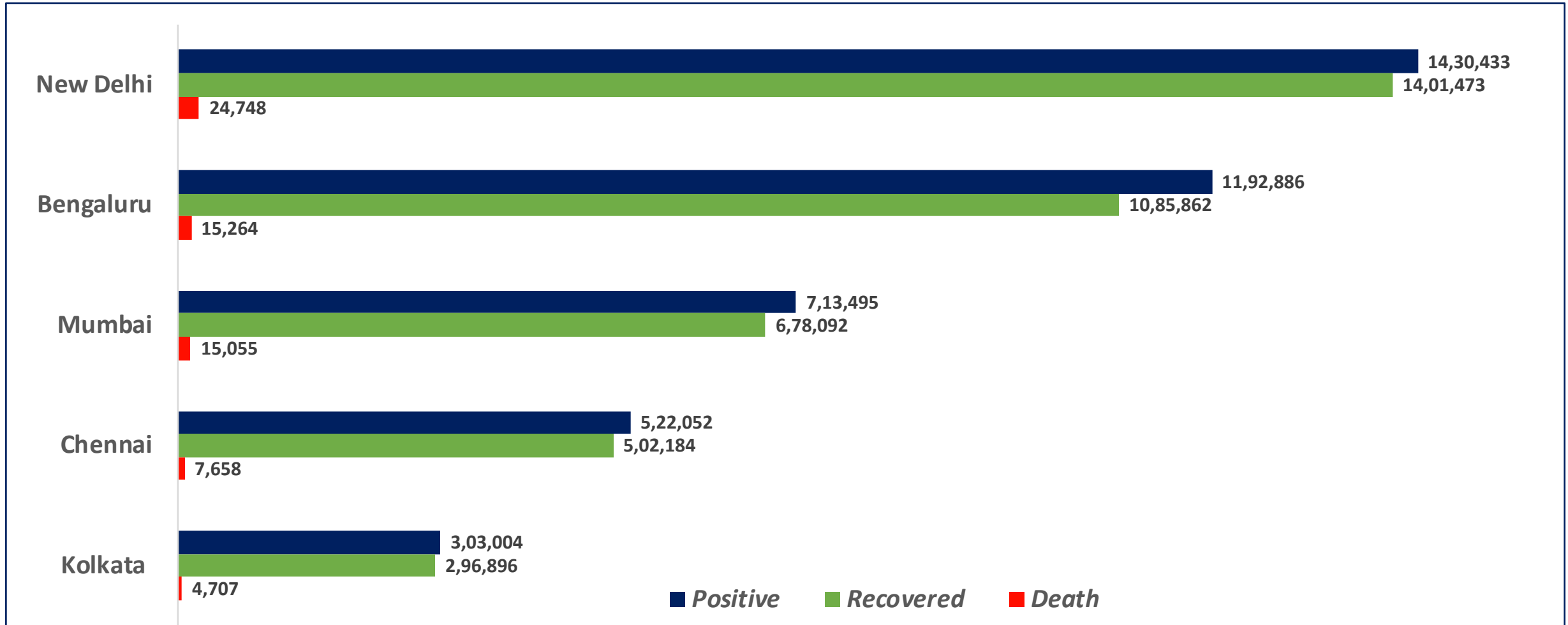
Total Death Cases



Source : <https://www.covid19india.org/> at 6:00 pm (11.06.2021)



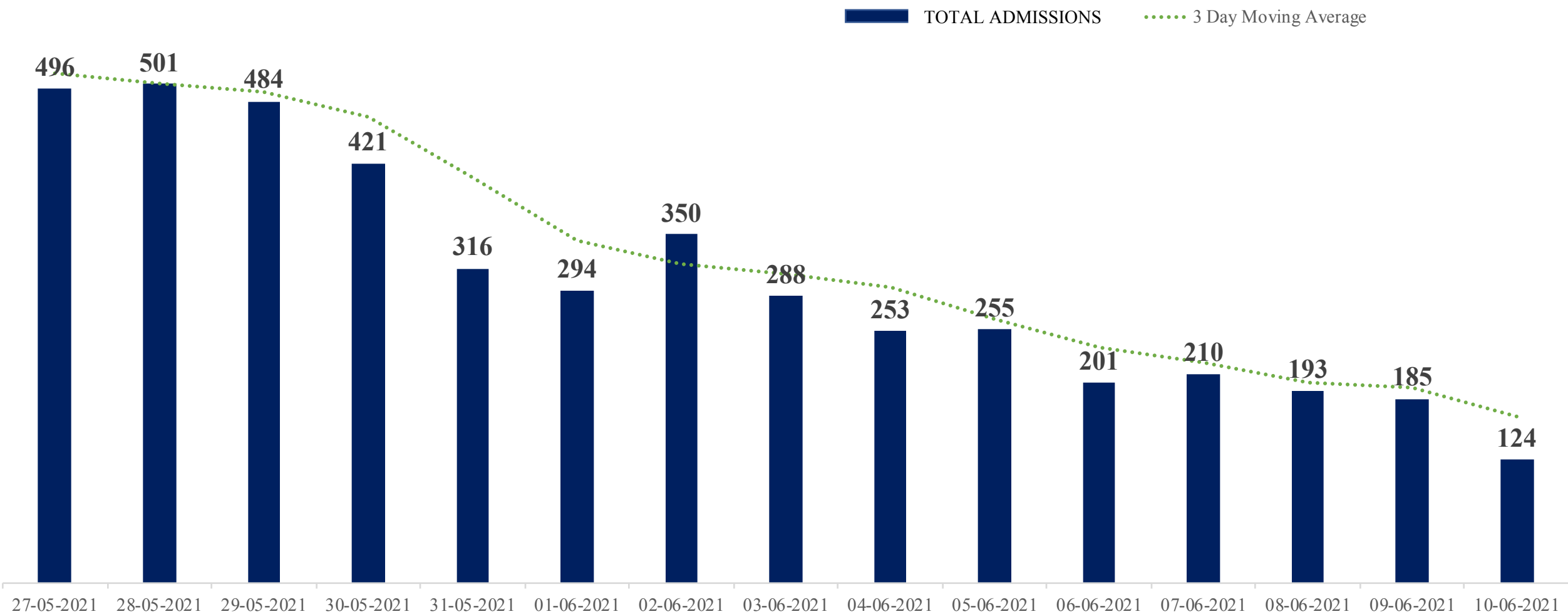
BENGALURU AND OTHER METROPOLITAN CITIES



Source : <https://www.covid19india.org/> at 6:00 pm (11.06.2021)



HOSPITAL ADMISSIONS LAST 15 DAYS TREND



* Numbers as per Central Hospital Bed Management System (CHBMS)

* Only Fresh Admissions considered



CCC/TRIAGE CENTRE REPORT – 11.06.2021

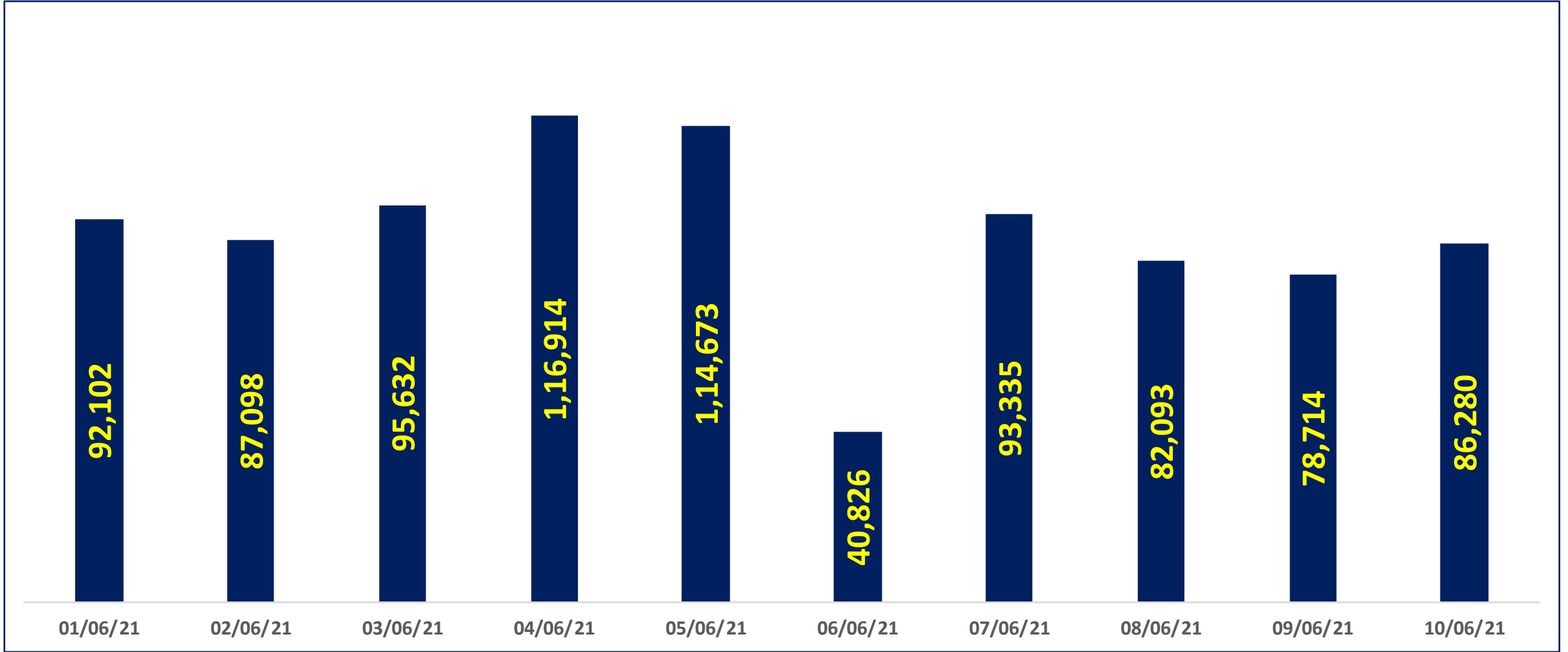


ZONE NAME	Total Triage Centres	Covid Bed Status			Triage Details Breakup				Of Today's Triage, Patient Recommended for		
		Allocated Beds	Occupied Beds	Net Available Beds	Triaged till Previous Day	Today's Walk In Triage	Today's MTU Triage	Total Triaged Today	Home Isolation	CCC / MH	Hospital
BOMMANAHALLI	4	145	10	135	730	4	0	4	1	1	2
DASARAHALLI	8	134	5	129	788	18	0	18	16	2	0
EAST	6	605	88	517	403	7	0	7	2	2	3
MAHADEVAPURA	6	479	124	355	950	22	0	22	4	10	8
RR NAGAR	7	185	27	158	1994	25	30	55	49	6	0
SOUTH	12	482	26	456	1741	44	0	44	39	5	0
WEST	7	231	24	207	627	9	0	9	8	1	0
YELAHANKA	5	753	78	675	690	7	73	80	73	4	3
TOTAL	55	3014	382	2632	7923	136	103	239	192	31	16

* data as on 04:00 PM (11.06.2021)



TOTAL VACCINATION DONE IN LAST 10 DAYS





COVID BED STATUS AS ON 11.06.2021



SR. NO.	Facility Type	No. of Hospital	Total Allocated Beds for C+ Patients					Occupied Beds for C+ Patients					Net Available Beds for C+ Patients				
			Gen Beds	HDU	ICU Beds	ICU-V	Total	Gen Beds	HDU	ICU Beds	ICU-V	Total	Gen Beds	HDU	ICU Beds	ICU-V	Total
1	Government Medical Colleges	4	20	621	53	76	770	0	90	42	56	188	20	531	11	20	582
2	Government Hospitals	17	574	213	66	145	998	216	142	25	90	473	358	71	41	55	525
3	Private Medical Colleges	12	3,966	2,342	136	203	6,647	60	245	73	148	526	3,906	2,097	63	55	6,121
4	Private Hospitals	144	2,637	1,741	336	219	4,933	388	560	205	175	1,328	2,249	1,181	131	44	3,605
5	Covid Care Centre	55	1,674	1,340	-	-	3,014	282	100	-	-	382	1,392	1,240	-	-	2,632
Total Beds		232	8,871	6,257	591	643	16,362	946	1,137	345	469	2,897	7,925	5,120	246	174	13,465



SNAPSHOT OF COVID-19 CASES IN BENGALURU URBAN



**Total Wards With
>100 Cases* :
72**

**Tests Conducted
On 10.06.2021:
68,217**

**Recovery
Rate:
91.03%**

**Total
Active Cases :
91,760**

**Total Vaccinated on
10.06.2021:
86,280**

**Positivity
Rate* :
3.35%**

**Active
Rate:
7.69%**

**Case
Fatality Rate* :
5.07%**



*Total positive cases In the past 10 days

*CFR and positivity is for Past 7 days



ಬೃಹತ್ ಬೆಂಗಳೂರು ಮಹಾನಗರ ಪಾಲಿಕೆ
Bruhat Bengaluru Mahanagara Palike



Download BBMP Bulletin	https://apps.bbmpgov.in/covid19/mediabulletin.php
For BBMPCovid19 Bed Status:	https://apps.bbmpgov.in/covid19/en/Bedstatus.php
To register for vaccination :	https://selfregistration.cowin.gov.in/
BBMP COVID19 Dashboard:	https://apps.bbmpgov.in/covid19/
Follow us on:	 www.facebook.com/bbmp.comm1/
	 twitter.com/BBMPCOMM

Issued by:

Honorable Chief Commissioner, BBMP
Special Commissioner Health & IT, BBMP
MD, Bengaluru Smart City Limited

THANK YOU !

